

# Faith Adventures for Children Together

*Committed to URC Children Together:  
enabling everyone to grow more like Jesus  
together in the home, church and beyond.*

For guidance on the purpose of the resource and how to use it as a launch pad for your engagement with children and families, please use this link: <https://urc.org.uk/wp-content/uploads/2023/01/FACT-how-to-sheet.pdf>

## Matthew 26: 17-30 – The Last Supper

Theme: Sharing and remembering together as God’s people

**Contents:**

- [Introduction](#) ..... 1
- [Together](#) ..... 1
- [Experience](#) ..... 3
- [Explore](#) ..... 3
- [Express](#) ..... 5
- [Handouts](#) ..... 9/10

**There is resurrection, not only as something in the past but also as something that**

**and assures us for the future. affects us here and no**







## Ideas and activities to explore this week's Bible passage together

### A way to explore the story together

*You will need a loaf of unsliced bread or a flatbread, a bottle of diluted blackcurrent juice or grape juice, and a cup.*

*Sit in a circle to tell this story*

The city was bustling with people gathering to share the Passover meal together. It was a special time: a time of remembering, a time of sharing, a time to look back and a time to look forward together. A time of what has been and a time of what is to come.

And at this time, Jesus and his disciples gathered too. A room was ready for them and they gathered around a table to eat.

They had shared so much together over the last three years. So much laughter and so many adventures, things that had amazed them, confused them, strengthened and encouraged them. What a team they had become. They had walked together, talked together, gone fishing together, eaten together – and here they were, sharing together again. I wonder what they talked about around that table? I wonder what they ate and drank together and what tales they had to tell? Do you remember when we...

*If the group can remember any stories of Jesus and the disciples, they could share them now, with single sentences starting "Do you remember when we...", for example "Do you remember when we caught more fish than our nets could hold?" and "Do you remember when we were in a crowded house and someone was lowered down through the roof?"*

It suddenly fell quiet as Jesus picked up the bread on the table. Something special was about to happen. All eyes were upon him. Let's see what it was like to be sitting in that room and eating with Jesus.

*Either the storyteller or an allocated person representing Jesus should pick up the loaf and, as the story is told, break it and pass it around so that everyone can have a piece and eat it. (Be aware in advance whether any children are gluten intolerant or coeliac and have a gluten-free alternative available for them, or use gluten-free for everyone)*

God loved the world so much, Jesus explained, that I was born as a baby so I could be just like you and you could get to know God by getting to know me. I have a body that you can see and touch, just like you are seeing and touching this bread. Bread will be a reminder for you that I was here with you. I have to die so that I can return to heaven and wait for you there but when you eat bread, you will remember me and you can look forward to all I have in store for you.

I wonder what it was like to have Jesus there in person? I wonder if the disciples believed he wouldn't be with them much longer?

Then Jesus picked up a glass of wine from the table. What would happen next?

*and p hern (uc)J-0T w 4T w (ju)-6-3( )TjE0 it Tc -0T w  
Either the storyteller or an allocated person representing Jesus should pick up the juice and, as the story is told, pour it into cups and pass them around so that everyone can drink soJJOtc (r) 7slas born as rTC Ab(o)TJG(t)17(t)85 )021 )02 (o dl)6(on)4ed ) echath l*





## Express

Praying together: how can you involve the children actively in prayer?

### Breaking Bread Intercessions

You will need a large bread roll (or rolls, depending on numbers) to pass round your group, and a gluten free option on a *separate* plate for those who are not able to eat bread.

Get everyone to sit in a circle and pass the bread around the circle. Ask everyone to tear off a small piece and hold it in their hand. As you hold the bread, think about people who live in places that are torn apart by war and for families that are torn apart and separated. Think about people who are ill and for those with broken relationships. Ask if someone would like to say a prayer or just sit quietly and then eat the bread and say Amen.

Pass the bread around the circle again. When everyone has a piece of bread, ask them to hold it in their hand. Think about people who are lonely who need to know that God is with them and they are not on their own. Think about people who are sad or worried, and people who have lost someone who is close to them. Ask if someone would like to say a prayer or just sit quietly and then eat the bread and say Amen.

Pass the bread around the group again but this time ask everyone to eat it straight away. Say thank you to God for the food we have. Think about the people who are hungry and don't have enough food to eat. Say thank you for the people who run foodbanks and help the hungry.

**Dear God thank you that you hear our prayers through Jesus your son. Amen.**

---

### Spoken prayer

Leave a short space after each category for the group to remember. If your group is younger, or finds it difficult to be quiet for too long, you could allow one short section of quiet at the end of the prayer or choose one section to remember.

Dear God,

In the quiet help us to remember:

A person we love;

A time we had fun celebrating;

A person who is ill;

A place in the world that needs your help.

Amen





Knead the dough for about 5 mins. You want to create a soft dough. If it is too sticky, add a little more flour or if it is too dry, add a splash of water.

Divide the mixture into 6 balls of dough and roll them out flat using a rolling pin (You may need to sprinkle a little flour on the surface but only use a little as too much will dry out the dough). Don't worry if they aren't perfect circles!

Heat a large frying pan over a medium heat. Take a sheet of kitchen paper and rub a little oil onto the surface of the pan. Cook each flatbread for about 2 minutes on one side – it should puff up a little. Flip the flatbread over using tongs and then cook for a couple of minutes on the other side.

Keep the cooked flatbreads warm, wrapped in foil or a clean tea towel, until the others are cooked.

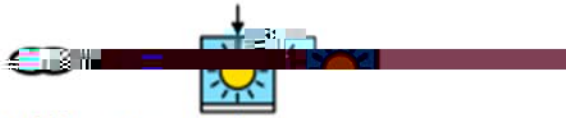
---

## Everyday with Jesus – Walking the Way







Jesus our friend



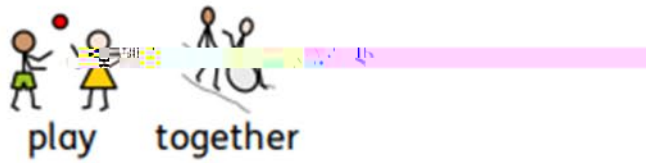
be with us today



as we share together



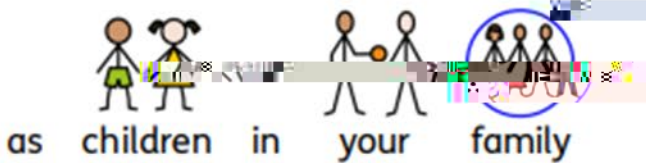
pray together



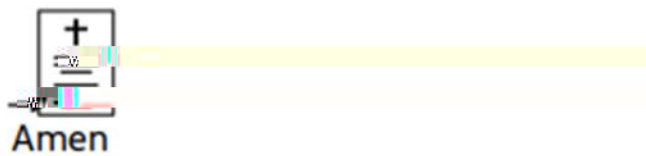
play together



and get to know you better



as children in your family



Amen




Illustration by lambsongs.co.nz via freebibleimages.com






Illustration by [lambsongs.co.nz](http://lambsongs.co.nz) via [freebibleimages.com](http://freebibleimages.com)

