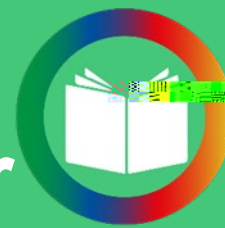




Faith Adventures for Children Together



*Committed to URC Children Together:
enabling everyone to grow more like Jesus
together in the home, church and beyond.*

For guidance on the purpose of the resource and how to use it as a launch pad for your engagement with children and families, please use this link:
<https://urc.org.uk/wp-content/uploads/2023/01/FACTThe>

lost sheep.

Theme: The story of the caring shepherd.

Contents:

Introduction1
Together1
Experience3
Explore3
Express6
Handouts10

Introduction: What would be helpful to know in my planning?

Luke

The book of Luke was written by Luke, a doctor by profession and later one of Jesus's disciples. It is one of four gospels and chronologically retells the life of Jesus, what he did and said and how others reacted to him. Many of Jesus's stories were in parable form, a story with a meaning. Today's parable explores the role of the shepherd as he cares for his sheep and looks at what it means to be cared for and to care for others. Some people's experience of being cared for may be of a positive nature but for many this isn't the case. Therefore be aware of this session being a possible trigger for looked after children. Others may find themselves as young carers themselves. The role of caregiver looks different depending on the individual, what works for one may not for another so your group may have wide ranging answers and thoughts on this subject. It is good to focus on holistic care, not just the human basics of food and water but also spiritual, emotional and loving care. Caring for someone includes being alongside them when good things happen as well as in the sad times.

Together

How do I help my group to come together and get started with the theme?

Gathering prayer



One person is blindfolded and their partner takes the other for a walk by holding their hand or arm and talking to them as they go. Make a route with turns and twists. Low level obstacles to step over can be incorporated such as paper markers. The contact between the partners can be reduced by, for example contact only with one finger or perhaps verbal communication only.

The sighted partner is there to provide safety support and care for the person ensuring that they follow a safe route.

Experience

For this story we recommend using the Good News Bible

<https://www.biblegateway.com/passage/?search=Luke%2015%3A1-6&version=GNT>

Where can I find the story online?

Under fives: Max 7 The Lost Sheep

<https://www.max7.org/en/resource/lostsheep>

Over fives: Crossroads Kids club – God's story

<https://youtu.be/smvcsgMv6Dw?si=n7gCYEPwGul35eLK>

Songs to support the story

Under fives: Lost is found



Celebrate – everyone cheers and celebrates.

Change – everyone stands up and change places.

In the days of **Jesus**, the life of a **shepherd** was a hard one. **Jesus** told some stories about being lost and found. One of them was about a **sheep** and their **shepherd**.

Early in the morning the **shepherd** set out with the **sheep**, leading them until they found green fields where the **sheep** could eat.

They **watched** the **sheep** constantly in case they wandered off.

The **shepherd** had a hard job, they watched out for **dangerous** wild animals, and **dangerous** paths with **thorns and bushes**.

CHANGE

Some **sheep** had been with the **shepherd** for many years and so the **shepherd** gave them names, Dolly, Larry the lamb, Shaun, Timmy and Maa, when the **shepherd** called they would come running.

CHANGE

The **shepherd** guided the sheep from the front, to make sure that the path to the fresh green grass was safe, and the **sheep** would follow him.

On some paths, the **sheep** walked in a long single file and sometimes got scared, the **shepherd** banged a stick against the stones, the **sheep** heard it and knew they were safe even if they couldn't see the **shepherd**.

CHANGE

When they arrived in the new place the **shepherd** made sure it was safe, **watching dangerous** things.

They broke down any **thorn bushes**, and would clear away any **danger**, making the field safe to eat from.

The **shepherd** dug a hole in the fast-flowing river to give the **sheep** water to drink.

CHANGE

At the end of the day the **shepherd** called the **sheep** by name, Dolly, Larry the lamb,



“I can't settle down for the night until I have found it”. The **shepherd** called the **sheep** by name. “Timmy, Timmy where are you?”

The **shepherd** looked and looked, **watching** for movement in the **bushes**.

Until they saw Timmy caught up in a **thorny bush**.

“Come on I'll carry you home”, **the shepherd** says, lifting the **sheep** carefully up and carrying Timmy home.

CHANGE

When they arrived back at the **sheep fold**, the **shepherd** checked the **sheep** over, tended the cuts with gentle oil. The **sheep's** every need was taken care of by the **shepherd**.

oatk ied ban2 /P 0 (a)JJJ-30.29-34.o(w)6 /TT0 1rne



This week's box could include:

- Toy dressed as a shepherd – to help act out the story.
- Toy sheep – to help act out the story and to take care of using the other bits in the box.
- Lego to make a pen – to help act out the story.
- Rough material, soft fabric – as well as using it in the story it could be used to chat about how to look after the sheep in those different situations (the rough and the smooth).
- Party hat – when discussing celebrations.
- First aid box – to discuss how we might care for others.
- Tea set – to show we care for others and can be hospitable.
- A tactile cross of wood or fabric (A cross shape reminds us of Jesus. Jesus/God loves us and it's always in the box because Jesus/God always loves us!)
- A set of play people to act out the story or random shapes/bits you can move around to make pictures from the story as you tell it (eg stones, felt, twigs etc)

Express

Praying together: how can you involve the children actively in prayer?

Those who care prayer cards

Print out the cards, each displaying an image representative of some sort of caring, which can be found



However you do it, it is good for the adults to engage in the response too, and all chat together.

Well Being boxes

You will need:


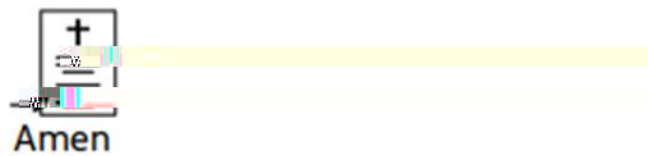
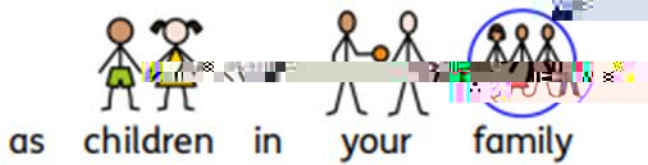

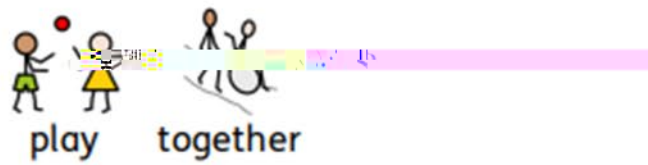


- A box
- Gift wrap
- Tissue paper
-



■ We hope you enjoyed exploring the story of **the lost sheep** with us.

Please let us know what you liked or what you would find useful by emailing **lorrainewebb@urc.org.uk**

Why not have a look at next week's resource on **2 Peter 1**



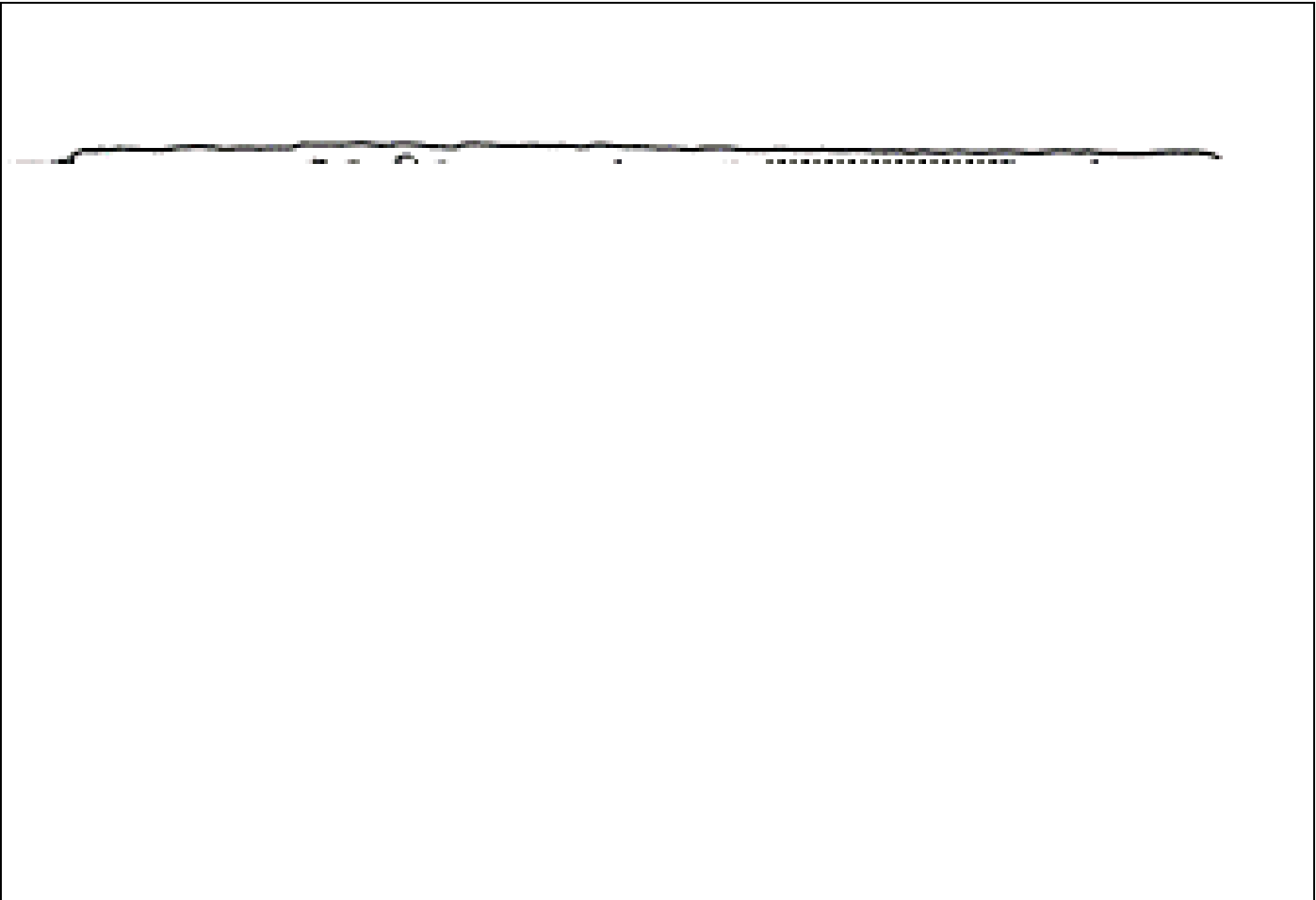





Illustration by lambsongs.co.nz via freebibleimages.com







Peggy Und Marco Lachmann Anke - Pixabay



Kenny Eliason - unsplash



Pixabay – pexels.com



Katerina Holmes – pexels.com



Jakub Zerdzicki – pexels.com



Klaus Nielson – pexels.com

