






Then Isaac trembled greatly. He said, "Then who was it that hunted the animals and brought me food



Ideas to Retell/Explore the Story

Modern Parables – books that explore the same theme



We are Family by Patricia Hegarty

Exploring different types of families and how we are as a family. Celebrate families by reading this book.

<https://www.youtube.com/watch?v=oLLnGsWbpPW>



*Two Monsters by David McKee
read by Handsworth Storytime*

Two monsters fall out and things get explosive. Will they be able to reconcile their differences?

https://www.youtube.com/watch?v=K_GHdvAwKeM



Science Experiments

Exploring tension/strain and explosive relationships and discussing where the tension is in this story.

Experiment 1: Watermelon Head

You will need: A watermelon or a smaller melon
A pile of elastic bands (we asked our post lady for a pile)
Safety glasses or something to protect your face

What to do:

Place the watermelon on a table, preferably outside (a table is better than the floor to keep your eyes out of line of fire).

Begin to stretch elastic bands and place them around the middle of the watermelon one at a time.

It can take some time to get going, try to keep your bands in the same place each time.

The tension and excitement will increase as cracks begin to appear in the watermelon and you can hear it breaking from the strain of the elastic bands.

Eventually it will explode: best to stand well back, it can be messy.

Discuss what you saw, felt, heard. Talk about relationships and how they can be tense at times. Perhaps you remember times when people or situations have 'exploded' under the strain of relationships. *I wonder what the elastic bands represent if related to our relationships? What are the things that add pressure and strain in a relationship?*

Experiment 2: 2 ingredients = 1 explosion

You will need: A zip lock sandwich bag
Two tablespoons of baking soda
½ cup of vinegar
½ cup of warm water
Tissue
Safety glasses or something to protect your face

What to do:

Practise opening the bag only half way and closing it by sliding fingers across to ensure it is completely sealed, then you are ready.

Add ½ cup of warm water and ½ cup of vinegar in the sandwich bag.

Lay a tissue flat on the table and add 2-3 tablespoons of baking soda in the centre.

Wrap up the baking soda inside the tissue by folding the tissue into a little square with the baking soda in the middle.



Open the bag and insert the baking soda packet carefully. Hold the packet above the liquid while you zip the bag all the way closed.

Once the bag is sealed, drop the baking soda packet in the liquid and shake the bag a few times.

Gently place the bag on the ground and watch the bag fill up with gas.

Step back and watch the bag get bigger and bigger until it pops!

Discuss what you saw and heard. Talk about relationships and how they can be tense at times. Perhaps you can think of people where, when they are together, it sometimes gets tricky.






Pray Together

(Please be aware that smells can evoke many reactions and can trigger a variety of emotions.)

Scented Prayers



*If one part of the body does not work too







To Do Together...

Drum



You will need: A strong plastic tub or tin can
2 pieces of different fabric
String
A small pencil or piece of wood

What you do:

Cut the bottom off the tub or can.

From each piece of fabric, draw a circle which is larger than the tub or can.



Mark the fabric in 8 places, space them out equally around the circle and make a small hole, that you can thread string through.

Place the circles of fabric at either end of the tub or can and thread them together with string, zigzagging between the upper and lower pieces of fabric and getting it as tight as you can.

Tighten the fabric by putting a small pencil or piece of wood into the string and twisting. This will increase the tension on the fabric and give your drum a good tone.

Too much tension can distort the shape of the drum, just like too much tension can distort our relationships with others.

The different fabric creates a different sound and feel to the drum. Test it out and see if you can feel the difference as you tighten and loosen the string. Think about our story, how Isaac had to feel things, because his eyesight was failing. Sometime things feel different from the way they sound. How did you think your drum would sound with the different fabrics?






To Do Together...

Identikit's Pictures

You will need: Images from magazines or clip art images
Small shapes of card



What you do:


Cut out a bit of paper in an arch shape to create your face on.

Cut out an assortment of eyes, noses and mouths from magazines or other pictures.

Alternatively, you might choose to do a full person and cut out a head, body, legs and a hat.

Create your image by putting the different bits of the face or body together. Keep changing them round until you get the picture you want.

Jacob and Esau are twins, but they look very different. I wonder what makes you different from others? I wonder whether you can judge people by how they look?





*Our Walking the Way
Challenge this time is...*

Everyday Faith:

Physical exercise is known to relieve tension. Each day go for a five minute walk; it could be round the block or round your house, or you may already have somewhere to walk to like school. On your walk, talk to God about some of the tension in situations you are facing and tell God how it makes you feel. At the end of the walk, ask God to help you feel relaxed.

Scrapbooking:

In the story Rebekah made some hearty soup. Perhaps you could make some soup to enjoy with your family, take a picture of you all enjoying it (or draw it) and stick it in your scrapbook. Alternatively, you could stick a recipe for soup in your scrapbook.

Take it Further:

The choices we make can sometimes create tension, even well-meaning decisions. Why not play a game of 'what would you do' together as a family, this can be pl



Adventurers Go!

You've shared together, now share with us!

Why not send photos of your crafts, your treasure boxes, your Walking the Way challenges -